

UTRGV-EHS-CCP Program **Infant's** Remote Teaching Instructional Guide October 26-30, 2020

Learning Outcomes:

This week children will add pets to their study of family and explore how and why pets are considered family members.

Learning Goals:

- Responds to and interacts with others (B.4.b).
- Develops the inclination and ability to communicate and respond appropriately to others (B.3.f).
- Begins to develop and demonstrate control over some of their feelings and behaviors (B.3.d).

Mental Health: Dr. Bailey's Conscience Discipline Strategies	<u>Unite</u> Morning Song: "Buenos Dias, Good Morning"	<u>Calm</u> S.T.A.R. (Smile, Take a deep breath And Relax) -Ask children to join you in imitating how a dog pants. Tell children that dogs pant when they are hot. Panting helps dogs cool down. Dogs pant when they are nervous or anxious.	<u>Connect</u> Ask children about tricks their dogs can do. Point out that many dogs are good at shaking hands (paws). Encourage child to try shaking hands with you and tell them that even dogs know how to shake hands gently.	<u>Commit</u> Tell the child they are safe because they are with their family/guardian.	
---	--	---	--	--	--





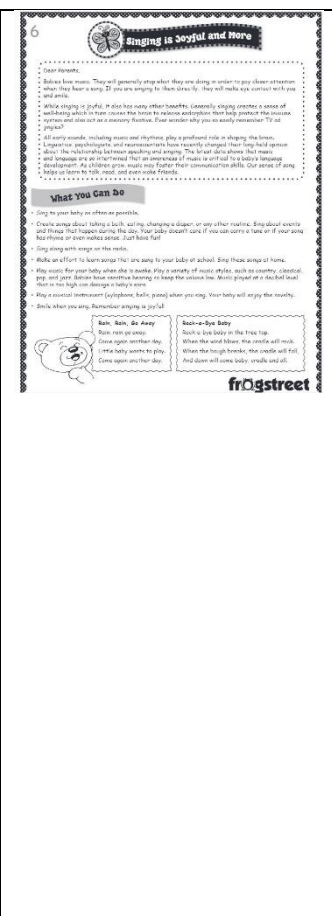

Morning Message:

1. I have a family. 2. I have a pet.



Theme: Family and Home Week: Pets	Family Connection	Nursery Rhyme/Song	Enrichment Activities	Special Needs Adaptations
--------------------------------------	-------------------	--------------------	-----------------------	---------------------------

Literacy

Wonderful Words of the Week: Pets Cat Mouse	Title of Rhyme: Old Gray Cat 1. Create your own cat and mouse puppets using items around the house. 2. Use pictures of pets to ask child if they have any of those pets to raise their hand. 3. Use puppets as you read the poem Old Gray Cat.	Family Activity #6 Singing is Joyful and More	Nursery Rhyme/s: Old McDonald had a Farm English: https://www.youtube.com/watch?v=6HzoUcx3eo	"How to Introduce your Family" Literature Enrichment: -Create props -Game -Finger play -Puppet Show -Song with body	Special Needs Adaptations Using props/puppets introduce these to infant first, have infant touch and play with. Softly touch infant with props/puppets, play the song of your choice at the same time, and sing to child making
---	--	---	--	---	---

	<p>4. Go over the purpose of this activity again sing goodbye song don't forget to include your puppets.</p> <p>Spanish YouTube Video: </p> <p>English YouTube Video: </p> <div data-bbox="321 410 730 998">  <p>Old Gray Cat Select one child to be the cat. The other children will be mice. Teach the ASL sign for cat (p. 22). Adaptation: You be the cat while children play the role of mice.</p> <p><i>Old Gray Cat</i> (Start Smart Songs for 1's, 2's, and 3's CD)</p> <p>The old gray cat is sleeping, sleeping, sleeping. The old gray cat is sleeping in the house. (one child is the cat and curls up, pretending to sleep)</p> <p>The little mice are creeping, creeping, creeping. The little mice are creeping through the house. (other children are mice creeping around sleeping cat)</p> <p>The old gray cat is waking, waking, waking. The old gray cat is waking through the house. (cat slowly sits up and stretches)</p> <p>The old gray cat is chasing, chasing, chasing. The old gray cat is chasing through the house. (cat chases mice)</p> <p>All the mice are squealing, squealing, squealing. All the mice are squealing through the house. (mice squeal; when cat catches a mouse, that mouse becomes the cat)</p> <p>Spanish: <i>El viejo gato gris</i> (p. 44).</p>  </div>		<p>Spanish: https://www.youtube.com/watch?v=TwkADbTrNrQ</p> <p>Entrance Song: The More We Get Together https://youtu.be/SpzLA-w1l8s</p> <p>Closing Song: Goodbye friends https://youtu.be/2O975ewRT7Q</p>	<p>-Movements.</p> <p>YouTube Video: I Have a Pet English: https://youtu.be/pWepfJ-8XUO Spanish: https://www.youtube.com/watch?v=P0jBXo2JhZA&t=26s</p> <p>Extensions:</p> <ul style="list-style-type: none"> Focus on the noises that animals make. Use pictures of animals 	<p>movements with props/puppets</p> <div data-bbox="1631 259 2003 799">  <p>cat gato</p> </div>
--	--	---	---	---	--

Math					
<p>Wonderful Words of the Week: Fish, one, two, three</p>	<p>Title of Lesson: "Counting Fish" Learning Goals: Teacher will greet each child by name and tell children that this week they will be learning about pets. Teacher will explain how many families consider their pets to be family members. Learning Outcome:</p>	<p>Family Connections Play and sing together as a family I have a pet. English: https://youtu.be/dlom7O1Uowg Spanish: https://youtu.be/dlom7O1Uowg Parent Tips on Milestones/Adaptations</p>	<p>Nursery Rhyme/s Entrance Song: The more we get together (Frogstreet Sing-Along Songs2). Closing Song: Bye Bye Goodbye/ Goodbye Song for Kids English: https://www.youtube.com/watch?v=dlom7O1Uowg&feature=youtu.be</p>	<p>Enrichment Activities Counting Fish Encourage children to count "one, two, three" by showing the child 3 different fish and counting with them the fish. For this activity, we will be using 3 small water bottles and filling them up with different noisemakers. Remember: Count one, two, three as you are showing the child the fish.</p>	<p>Special Need Adaptations Provide opportunities for the child to experience new concepts by touching or with sounds. Be sensory</p>

	<p>(D.2.d) Learns and begins to use math concepts during daily routines and experiences.</p> <p>Remote Lesson Reflections Pets are part of our family and developing positive feelings about pets can contribute to a child's self-esteem and self-confidence.</p> <p>Questions to ask Before, During and After Your Lesson: Use your Classroom Mascot!</p> <p>Before: -Do you have any pets at home? -What is your pet's name?</p> <p>During: -What color is it? -How many fish are there?</p> <p>After: -Which one was your favorite fish?</p> <p>Spanish Video: </p> <p>English Video: </p>	<ul style="list-style-type: none"> • Pay attention to the way child reacts to new situations and people. • Continue to do things that make baby happy and comfortable. 	<p>Spanish: https://www.youtube.com/watch?v=7NYrRFKnzA</p>	<p>Materials:</p> <ul style="list-style-type: none"> • 3 Small water bottles • Eyeballs • Construction paper (different color) • Any materials you like to put inside the water bottles. Examples: (beans, pom poms, water w/glitter) • Markers • Scissors 	<p>sensitive: Play music at a moderate volume. Also, be alert to other sensory issues. Such as, the bitter taste of vegetables and the strong odor of perfumes. Help the child learn new concepts by providing a frame of reference.</p>
--	--	--	---	---	--



Pretend and Learn					
<p>Wonderful Words of the Week: Dog, Cat, Gold Fish, and Bird</p>	<p>Title of the Lesson: How to bathe and feed a dog.</p> <p>Learning Goals: Responds to and interacts with others (B.4b). Develops the inclination and ability to communicate and respond appropriately to others (B.3.F.). Begins to develop and</p>	<p>Family Connections Parents can talk to children to help them understand that our pets are dependent on us for food, water and shelter.</p> <p>Parent Tips on Infant Milestones/Adaptations: The child will learn to play with others. The</p>	<p>Nursery Rhyme/s Entrance Song: Do you have a pet? English: https://youtu.be/pWepfJ-8XU0 Spanish: https://www.youtube.com/watch?v=P0jBXo2JhZA&t=26s</p> <p>Use Your Classroom Mascot!</p> <p>Closing Song: Fido https://portal2.frogstreet.com/subscriptions/frog-street-toddler/toddler-music/ Sing Along #13 Use your Classroom Mascot!</p>	<p>Enrichment Activities Pretend and play to feed and bathe your pet. If you do not have a pet, your stuffed animal.</p> <p>Materials inside your Materials Box:</p> <ul style="list-style-type: none"> • 3 bowls • Shampoo 	<p>Special Need Adaptations If child is struggling to bathe and feed their pet, offer assistance. You can also pretend and learn using a stuffed animal.</p>

demonstrate control over some of the feelings and behaviors (B.3.d.).

Learning Outcomes:

The child will explore on how to feed and bathe a pet. The child will learn to care for an animal and how to treat others kindly.

Questions to ask Before, During and After Your Lesson:

Use your Classroom Mascot!

Before: Do you have any pets at home?

During: Is your pet a family member?

After: What does your pet eat?

English YouTube Video:



Spanish YouTube Video:



child can also copy gestures.



- Cereals
- Toothbrush
- Water
- Cloth/Towel






Procedures:

- 1) Place the pet in the bowl.
- 2) Pour shampoo and scrub the dog with the toothbrush.
- 3) Rinsed the dog with water.
- 4) Then dried the dog with a clean cloth or towel.
- 5) Poured cereal (dog food) in a bowl to feed the dog.
- 6) Then poured water in to a bowl.
- 7) Guide the dog to eat and drink.

Product Outcome:





Art/Creativity Station

<p>Wonderful Words of the Week:</p> <p>Dog Cat Eyes Mouth Ears Nose</p>	<p><u>Title of the Lesson:</u> Introducing Pets</p> <p><u>Learning Goals:</u> Show interest in colors, shapes, patterns and, pictures. (D.1.C)</p> <p><u>Learning Outcomes:</u> This week children will add pets to their study of family and explore how and why pets are considered family members. Discuss about the thing's dogs/cats do, such as wag their tails, chase balls, bark, growl, meow, and jump up on their owners.</p> <p>Questions to ask Before, During and After Your Lesson Use your Classroom Mascot! Before: Do you have a dog or cat at home? During: Dogs and Cats are pets. They are part of some families. What pet do you have at home? After: What sound does a cat or dog make?</p> <p>Spanish YouTube Video: </p> <p>Introducción para Padres en Español: </p> <p>English YouTube Video: </p> <p>Procedures for Parents English Video: </p>	<p><u>Family Connections</u></p> <p>Allow your baby to explore with the paint as he/she spread it through the paper/poster with their hands. Make a connection with your baby by joining in and spreading the paint together.</p> <p>* Point out how the colors run and how they mix to make a new color.</p> <p>*Invite little ones to try on their own.</p> <p>*Talk about the dog/cat in the photo. Point to their ears, eyes, and nose.</p> <p>*Point to the photo and tell the baby where the dog/cat is.</p> <p>*Encourage babies to make the sound of a dog/cat.</p>	<p><u>Nursery Rhyme/s</u></p> <p>Entrance Song: BINGO</p> <p>English: https://www.youtube.com/watch?v=9mmF8zOlhg&feature=youtu.be</p> <p>Spanish:https://www.youtube.com/watch?v=rjygs1QLS_Y</p> <p>Closing Song: See You Later, Alligator - Featuring Super Simple Puppets https://www.youtube.com/watch?v=2QkHX7R7K7U&feature=youtu.be</p> <p>Use your Classroom Mascot!</p> 	<p><u>Enrichment Activities</u></p> <p>Materials inside your Materials Box:</p> <ol style="list-style-type: none"> 1. Coffee filters 2. Food Coloring mix 3. Cupcake foil pan or cups 4. Magazine or Photos of your pets 5. Water 6. Q-Tips/brush/eyedropper/Ice (optional) <p>Procedures:</p> <ol style="list-style-type: none"> 1. Pour food coloring into a cup cake pan or cups with some water. 2. Have children paint their coffee filter and set it out to dry. 3. Print/Cut of picture of a dog/cat. (Can be from a magazine). 4. 4. Glue the dog/cat to the coffee filter and the craft is done. 	<p><u>Special Need Adaptations</u></p> <p>Remember to help your baby along the way. If infant is sensible to touching paint, have the infant play with the materials in a less threatening way. For example, have the infant use your hands to start touching it, or put objects in or out of the "messy" materials, or push their favorite toy car or favorite plastic toy/animal through it etc.</p>
--	---	--	---	---	--





STEAM Building Structures


<p>Wonderful Words of the Week:</p> <p>Pet, Dog, Cat</p>	<p>Title of the Lesson: Wash the pets</p> <p>Learning Goals: (B.4.b) Responds and interacts with others.</p> <p>Learning Outcomes: This week, children will add pets to their family study and explore how and why pets are considered family members. We will show children that our pets are also important and we must take care of them, feed them and bathe them</p> <p>Remote Lesson Reflections: This activity will help develop the child's fine motor skills and help them with the control of small muscles for manipulation and exploration. The child will be able to use all five senses and feel different textures.</p> <p>Questions to ask Before, During and After Your Lesson</p>	<p>Family Connections</p> <p>Card for parents #5</p> <p>Respect the baby's sharp senses</p>	<p>Nursery Rhyme/s</p> <p>Entrance Song: The more we get together song.</p> <p>English: https://www.youtube.com/watch?v=RPnx_sahlcc</p> <p>Spanish: https://youtu.be/VwO3eOxtPIQ</p> <p>Closing Song: Thumb Finger: https://youtu.be/mii-dlpnhA</p>	<p>Enrichment Activities</p> <p>Bathing Pets:</p> <p>Materials Inside Your Material Box</p> <ul style="list-style-type: none"> *Chocolate pudding *Animal biscuits *Toy plastic animals *2 plastic containers *1 spoon <p>Procedure:</p> <ol style="list-style-type: none"> 1.Put the items together 2.Put the chocolate pudding in a bowl. 3. Put the water in the second container. 4. Add the biscuits of plastic animals and animals to the container with the pudding. 5. Encourage the child with his or her hand over his or her hand to feel the pudding mixture and animal biscuits. 6. Encourage the child to bathe the pet (plastic animals) in the water container. <p>* Animal cookies are to keep the child involved in activity.</p>	<p>Special Need Adaptations</p> <p>Make the sound of the animal and encourage the child to repeat it with you.</p> <p>Explore objects in different ways. For example; shake, hit, or pull.</p> <p>Easily find hidden objects. Put things in a container. Practice taking them out of the container.</p>
---	--	--	---	--	--






	<p>Use your Classroom Mascot!</p> <p>Before: Do you have pets?</p> <p>During: What do you feel? How does texture feel?</p> <p>After: What animal did you like the most?</p> <p>English YouTube Video: </p> <p>Spanish YouTube Video: </p>				
--	--	--	--	--	--

Social Emotional Development					
<p>Wonderful Words of the Week: Pets</p>	<p>Learning Goals: Social and emotional- Engages in positive relationships and interactions with adults(B.1.d.)</p> <p>Learning Outcomes: Children will learn about pets that many families consider their pets to be family members.</p> <p>Remote Lesson Reflections</p>	<p><u>Family Connections</u></p> <p>Engages in positive relationships and interactions with adults. (Activity card SE36)</p>	<p><u>Nursery Rhyme/s</u></p> <p>Entrance Song: Hello Friend</p> <p>English: https://www.youtube.com/watch?v=jOygsKp2R9E&t=45s</p> <p>Spanish: https://www.youtube.com/watch?v=tbVRCsnbuUA</p> <p>Closing Song: Baby shark</p>	<p><u>Enrichment Activities</u></p> <p>During the “My friend Bingo activity”: Play a song during the activity so baby will familiarize with the song and talk to the baby while doing the activity.</p> <p>Song: Bingo</p> <p>English: https://www.youtube.com/watch?v=0lvC6fZYGMM</p> <p>Spanish:https://www.youtube.com/watch?v=rjygs1QLS_Y</p>	<p><u>Special Need Adaptations</u></p> <p>Help and encourage the baby to put the pieces puzzle in the correct area. Praise by telling them that he/ she is doing a wonderful job with a soft and kind voice.</p>

	<p>Our pets are part of our family. We need to respect and love them because they also protect us.</p> <p>Questions to ask Before, During and After Your Lesson</p> <p>Use your Classroom Mascot!</p> <p>Before: What are we going to learn today?</p> <p>During: Do you have pets at home? How many?</p> <p>After: Why do we need to take care of them?</p> <p>English YouTube Video: </p> <p>Spanish YouTube Video: </p>	<p>English: https://www.youtube.com/watch?v=XqZsoesa55w</p> <p>Spanish: https://www.youtube.com/watch?v=srAVqewVajo</p> 	<p>English: https://www.youtube.com/watch?v=XqZsoesa55w</p> <p>Spanish: https://www.youtube.com/watch?v=srAVqewVajo</p>		
--	--	--	---	--	--

Physical Development					
<p>Wonderful Words of the Week:</p>	<p>Learning Goals: Physical development- Demonstrates receptive language and expressive language skills and communication strategies(C.I.d.)</p> <p>Learning Outcomes: Children will learn about pets that many families consider their pets to be family members.</p> <p>Remote Lesson Reflections</p> <p>Our pets are part of our family. We need to respect and love them because they also protect us.</p> <p>Questions to ask Before, During and After Your Lesson</p> <p>Use your Classroom Mascot!</p>	<p>Family Connections:</p> <p>Picks up and releases objects. (Activity card P30)</p> 	<p>Nursery Rhyme/s</p> <p>Entrance Song: Hello Friend</p> <p>English: https://www.youtube.com/watch?v=jOyqskp2R9E&t=45s</p> <p>Spanish: https://www.youtube.com/watch?v=tbVRCsnbuUA</p> <p>Closing Song:</p> <p>Baby shark</p> <p>English: https://www.youtube.com/watch?v=XqZsoesa55w</p> <p>Spanish: https://www.youtube.com/watch?v=srAVqewVajo</p>	<p>Enrichment Activities:</p> <p>Materials inside your Materials Box:</p> <ul style="list-style-type: none"> -Paper -Card Board -Colors/ Markets/ Paint -Glue -Scissors <p>Procedures:</p> <ol style="list-style-type: none"> 1. Trace the dog or draw the body of the dog. 2. Color the body of the dog 3. Cut the body dog in pieces. 4. Place the pieces of the dog in a paper. 5. Ready to use the pieces as a puzzle. 	<p>Special Need Adaptations</p> <p>Adapt the puzzle by putting magnets to help the baby with the activity and talk to the baby with kind and soft voice.</p>

	<p>Before: What are we going to learn today?</p> <p>During: Do you have pets at home? How many?</p> <p>After: Why do we need to take care of them?</p> <p>English YouTube Video: </p> <p>Spanish YouTube Video: </p>			<p>During the activity help, the Baby put together the pieces so he/ she will develop muscle skills.</p> 	
--	---	--	--	---	--